

# SPECIFICATION SHEET


## Oxley 1500 2-Drawer Single Basin Wall Hung Vanity



### Features

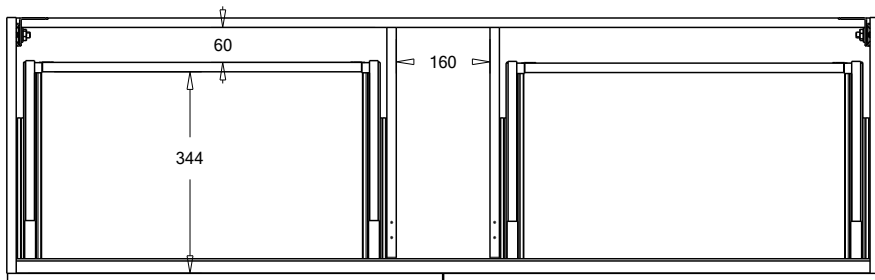
- 2-Drawer Wall Hung Vanity - *Colour options below*
- StoneCast 20mm Via Single Basin [Standard]
- Full Extension Soft Close Drawers with Extrusions - *Extrusion upgrade options available*
- Dimensions: H420 x W1500 x D465

### Cabinet Options

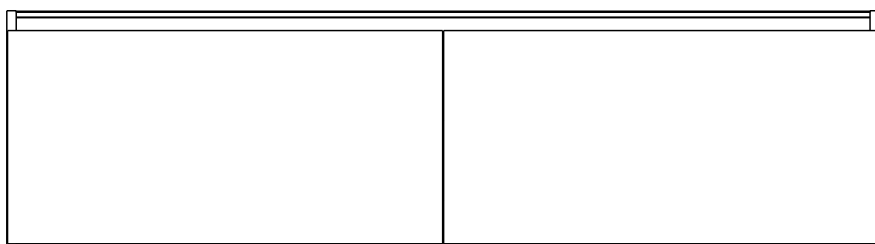
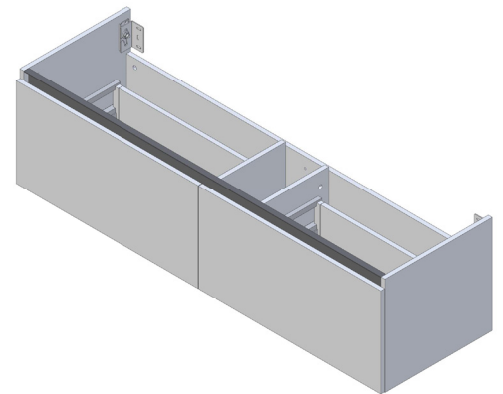


### Technical Details


Note: All measurements shown are in millimetres. Sizes are nominal.



TOP VIEW



FRONT VIEW



SIDE VIEW

# SPECIFICATION SHEET

## 1500mm Single Basin Options

### Via

StoneCast with overflow

Gloss White - VIA

Matte White - VIAMW

W1500 x D460 x H20

